

An International, Randomized, Double-blind, Placebo-controlled, Phase III Trial of Pregabalin Monotherapy in Treatment of Patients with Fibromyalgia

LYNNE PAUER, ANDREAS WINKELMANN, PIERRE ARSENAULT, ANDERS JESPERSEN, LAURENCE WHELAN, GARY ATKINSON, TERESA LEON, and BERNHARDT ZEIHNER, on Behalf of the A0081100 Investigators

ABSTRACT. *Objective.* To evaluate the efficacy and safety of pregabalin monotherapy versus placebo for symptomatic pain relief and improvement of patient global assessment in patients with fibromyalgia (FM) enrolled from countries outside the United States.

Methods. This international, multicenter, double-blind, placebo-controlled trial randomly assigned 747 patients with FM to placebo or 300, 450, or 600 mg/day pregabalin twice daily for 14 weeks. Primary efficacy measures were endpoint mean pain scores and Patient Global Impression of Change (PGIC). Secondary outcomes included assessments of sleep and function.

Results. Patients in the 450 mg/day pregabalin group showed significant improvements versus placebo in endpoint mean pain score (-0.56 ; $p = 0.0132$), PGIC (73% improved vs 56% placebo; $p = 0.0017$), and function [Fibromyalgia Impact Questionnaire (FIQ) total score -5.85 ; $p = 0.0012$]. PGIC was also significant for 600 mg/day pregabalin (69% improved; $p = 0.0227$). Results for these endpoints were nonsignificant for pregabalin at 300 mg/day and for pain and FIQ score at 600 mg/day. Early onset of pain relief was seen, with separation from placebo detected by Week 1 in all pregabalin groups. All pregabalin doses demonstrated superiority to placebo on the Medical Outcomes Study-Sleep Scale Sleep Disturbance subscale and the Sleep Quality diary. Dizziness and somnolence were the most frequently reported adverse events.

Conclusion. Pregabalin demonstrated modest efficacy in pain, global assessment, and function in FM at 450 mg/day, and improved sleep across all dose levels, but it did not provide consistent evidence of benefit at 300 and 600 mg/day in this study. Pregabalin was generally well tolerated for the treatment of FM. (Clinical trial registry NCT00333866). (J Rheumatol First Release Oct 1 2011; doi:10.3899/jrheum.110569)

Key Indexing Terms:

FIBROMYALGIA PAIN SLEEP PREGABALIN RHEUMATOLOGY

Fibromyalgia (FM) is a common, chronic pain disorder characterized by widespread pain and tenderness, frequently accompanied by a variety of other symptoms, such as fatigue,

From Pfizer Global Research and Development, Groton, Connecticut, USA; Department of Physical Medicine and Rehabilitation, University Hospital Munich, Munich, Germany; Diex Research Inc., Sherbrooke, Quebec, Canada; The Parker Institute, Frederiksberg Hospital, Frederiksberg, Denmark; Pfizer Global Research and Development, Sandwich, Kent, UK; and Pfizer Global Pharmaceuticals, New York, New York, USA.

Supported by Pfizer Inc.

L. Pauer, MS, Pfizer Global Research and Development; A. Winkelmann, MD, Associate Professor of Physical Medicine and Rehabilitation, Department of Physical Medicine and Rehabilitation, University Hospital Munich; P. Arsenault, PhD, MD, Diex Research Inc.; A. Jespersen, MD, Research Fellow, The Parker Institute, Frederiksberg Hospital; L. Whelan, PhD; G. Atkinson, MSc, Pfizer Global Research and Development; T. Leon, MD, PhD, Pfizer Global Pharmaceuticals; B. Zeiher, MD, Pfizer Global Research and Development.

Address correspondence to L. Pauer, Pfizer Global Research and Development, 445 Eastern Point Road, Groton, CT 06340, USA.

E-mail: lynne.pauer@pfizer.com

Accepted for publication July 26, 2011.

sleep disturbance, and mood disorders^{1,2,3,4}. Recent epidemiology data suggest comparable prevalence of FM across developed countries. A 2008 epidemiologic survey of FM using American College of Rheumatology (ACR) criteria⁴ in France, Germany, and the United Kingdom found the prevalence of FM in the general population to be 1.4%–3.2%^{5,6,7}. Prevalence estimates for other European and non-European countries were 0.7%–5.9%^{8,9,10,11,12,13,14,15,16,17,18,19,20,21}. At the time this study was initiated, there were no randomized clinical trials in FM published outside the United States, and it was not known whether results of treatment with pregabalin would be consistent across regions, as perceptions of the disease and treatment approaches may have regional variation. The subsequent 2008 FM treatment guidelines issued by the European League Against Rheumatism²² show that of the 14 pharmacologic clinical trials considered eligible for evaluation, only 5 (36%) were conducted outside the United States, with 4 (29%) conducted in Europe.

Patients and physicians rank pain as their most important symptom domain²³. Other key symptom domains include

Personal non-commercial use only. The Journal of Rheumatology Copyright © 2011. All rights reserved.

fatigue, sleep disturbance, health-related quality of life, comorbid depression, and cognitive difficulty²³. Few current FM therapies have demonstrated consistent or adequate efficacy in these domains in large controlled clinical trials.

Four previous randomized controlled trials conducted in the United States demonstrated the efficacy and safety of pregabalin, an $\alpha 2\delta$ ligand with analgesic, anxiolytic, and anti-convulsant activity²⁴, in the treatment of FM^{25,26,27,28}, leading to pregabalin's approval by the US Food and Drug Administration as the first drug indicated for the management of FM. Consistent improvement of pain and patient global assessment were demonstrated in the US studies in dosages from 300 to 600 mg/day.

The present trial was designed to determine the efficacy and tolerability of pregabalin in patients with FM from Europe and other non-US regions. The primary objectives assessed the efficacy and safety of pregabalin (300, 450, and 600 mg/day) administered twice daily compared with placebo for symptomatic pain relief and improvement of patient global assessment in patients with FM. Key secondary objectives evaluated the effect of pregabalin at improving sleep and function in FM.

MATERIALS AND METHODS

This randomized, double-blind, placebo-controlled monotherapy trial was conducted at 73 centers in Europe (Denmark, 2 centers, France 5, Germany 5, Italy 6, Portugal 4, Spain 4, Sweden 4, Switzerland 3, The Netherlands 5, and UK 5) or in Asia, Australia, and the Americas (Australia 4, Canada 12, India 4, Korea 3, Mexico 4, and Venezuela 3). The study was approved by the respective institutional review boards and/or independent ethics committees. Patients provided written informed consent before trial procedures were initiated. The trial was registered under NCT00333866 at <http://www.clinicaltrials.gov> and received the EudraCT number 2006-000425-57.

The methodology used and screening criteria, similar to those used in other pregabalin studies, have been reported²⁷. Briefly, male and female subjects were at least 18 years old, met the 1990 ACR FM classification criteria⁴, had at least moderate pain [average pain score ≥ 4 on an 11-point numeric rating scale (NRS)] during baseline assessment, and had a score ≥ 40 mm on the 100-mm pain visual analog scale (VAS) of the Short-Form McGill Pain Questionnaire²⁹ at screening and randomization. Exclusion criteria included patients who demonstrated a high placebo response ($\geq 30\%$ decrease on the VAS following the 1-week run-in period compared with screening).

After the 1-week placebo run-in phase, patients who fulfilled the screening criteria were randomized to pregabalin 300, 450, or 600 mg/day or to placebo, administered daily in 2 divided doses. Pregabalin treatment was started at 150 mg/day, was escalated to the randomized dose within 2 weeks of treatment, and was maintained for 12 additional weeks.

Efficacy assessments. The primary endpoint was mean pain score from patients' daily pain diaries, as measured by the 11-point NRS recorded daily upon awakening. Patients rated their pain during the previous 24 hours using an appropriate number between 0 (no pain) and 10 (worst possible pain). The proportion of responders, defined as patients with a $\geq 30\%$ or $\geq 50\%$ reduction in mean pain score from baseline to endpoint^{30,31}, and weekly mean pain score were determined as supplemental measures of primary efficacy.

A second primary endpoint, the Patient Global Impression of Change (PGIC), administered at the termination visit, also was used to evaluate the efficacy of pregabalin. The PGIC is a patient-rated instrument measuring change in patients' overall status on a scale from 1 = very much improved to 7 = very much worse³².

Secondary efficacy measures. There were 2 key secondary endpoints: the

Medical Outcomes Study-Sleep Scale (MOS-SS) Sleep Disturbance subscale³³ and the Fibromyalgia Impact Questionnaire (FIQ) total score³⁴ completed at baseline and termination (Week 14). In addition, patients rated their sleep quality on an 11-point NRS (0 = best possible sleep to 10 = worst possible sleep) daily upon awakening³⁵ and completed the Hospital Anxiety (HADS-A) and Depression (HADS-D) scales at randomization and termination³⁶. HADS-A and HADS-D are 7-item subscales that measure the presence and severity of anxiety and depression symptoms, respectively, on a scale of 0 to 3. Total scores ≤ 7 indicate no clinically relevant symptoms, 8 to 10 mild symptoms, 11 to 14 moderate symptoms, and ≥ 15 (maximum 21) indicate more severe symptoms.

Safety assessments. Adverse events (AE) were recorded at each visit. Investigators rated the severity of each AE and its relationship to study drug. Clinical laboratory evaluations, physical examinations, abbreviated neurologic examinations, and 12-lead electrocardiograms were performed at regular intervals.

Statistical analysis. Based on results from previous pregabalin FM studies (treatment difference of about 0.9 and standard deviation of about 2.0^{25,26,27,28}), the sample size of 185 patients per group was expected to provide $> 95\%$ power to detect a difference between at least 1 of the doses of pregabalin and placebo in endpoint mean pain, assuming 2-sided testing at the 0.0167 level to allow for Hochberg control of the type I error rate at 5%. This sample size was also expected to be sufficient for the PGIC.

Primary and secondary efficacy analyses were performed on all randomized patients taking at least 1 dose of study medication. Statistical testing comparing each pregabalin treatment to placebo was 2-sided and performed at the 0.05 level. The method of last observation carried forward was used for endpoint analyses, with the exception of a duration-adjusted average change (DAAC) sensitivity analysis of the mean pain score, which incorporates a penalty proportional to the amount of the study not completed.

The primary and sensitivity analyses of endpoint mean pain score and the secondary analyses of FIQ total score, the MOS Sleep Disturbance subscale score, and endpoint mean sleep quality scores used analysis of covariance, with terms for treatment, center, and baseline score³⁷. Responder analyses (for endpoint mean pain score) were performed using the Cochran-Mantel-Haenszel procedure³⁸, adjusting for center. The weekly mean pain scores and sleep quality scores were analyzed using repeated measures analyses, including factors for treatment, center, week, treatment by week, and baseline score. The PGIC was analyzed for shifts in the distribution of response categories between each pregabalin group and placebo (at the $\alpha = 0.05$ level for each test) using the Cochran-Mantel-Haenszel procedure adjusting for center.

Additional covariates — region and the baseline HADS-A and HADS-D subscale scores — were defined to investigate the generalizability of the efficacy analyses. Each covariate was a binary categorical variable. Region indicated whether centers were European or non-European, and the HADS subscale scores indicated whether subjects had normal/mild (score ≤ 10) or moderate/severe (score ≥ 11) symptoms at baseline³⁹. Tests for treatment by region, treatment by HADS-A interaction, and treatment by HADS-D interaction were performed at a significance level of $\alpha = 0.05$. Statistical comparisons of each pregabalin treatment group with placebo within each region and for each HADS category were not performed owing to smaller sample sizes.

RESULTS

Patient disposition. Altogether, 986 patients were screened and of these, 736 were randomized and received study medication. Thirty patients (3%) were discontinued after the 1-week placebo run-in phase because of $\geq 30\%$ improvement on the pain VAS. Of the 736 patients who received study medication, 552 patients received pregabalin 300 mg/day ($n = 184$), 450 mg/day ($n = 182$), or 600 mg/day ($n = 186$), and 184 patients received placebo. Altogether, 218 patients (30%) withdrew during the double-blind treatment phase (Figure 1):

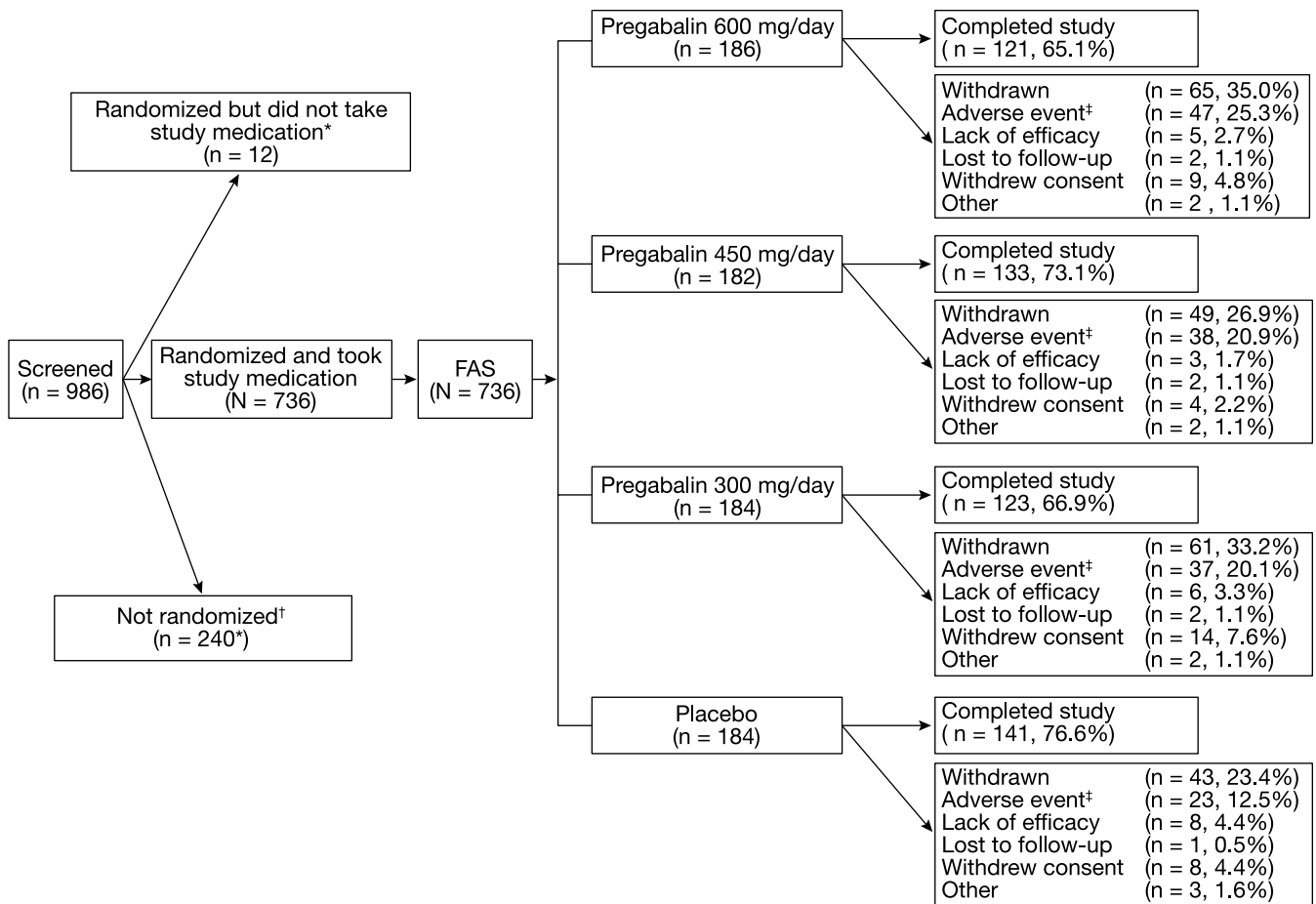


Figure 1. Patient disposition. FAS: full-analysis set. *Includes 1 patient who was a screening failure, randomized in error, but who did not receive any treatment. †Includes 30 patients identified as placebo responders during the 1-week placebo run-in who were excluded from the study. ‡Includes discontinuations due to non-treatment-emergent adverse events (3 placebo patients, 2 pregabalin 300 mg/day patients, 2 pregabalin 450 mg/day patients).

145 (20%) because of an AE, 22 (3%) because of lack of efficacy; 35 (5%) withdrew consent and 16 (2%) were either lost to followup or withdrew for other reasons.

Baseline characteristics. Demographic and clinical characteristics at baseline were generally similar across treatment groups (Table 1). Altogether, 379 (51%) patients were European and 357 (49%) were from non-European countries. Most patients were white (76%), female (91%), and aged between 18 and 64 years (92%). The mean age was 48.5 years (range 20–81 yrs). Altogether, 52% of women were post-menopausal. The mean duration of FM was 8.2 years. Demographic data were similar across regions with the exception of race: 96% of European patients were white compared with 55% of non-European patients.

Baseline scores for the efficacy endpoints were similar across regions (Table 1), reflecting a population with moderate to severe FM symptoms. The baseline mean pain score was 6.65, indicating moderate to severe pain; the MOS-SS Sleep Disturbance baseline mean score was 60.5; and the FIQ total score was 61.1. The baseline mean HADS-A and HADS-D scores fell into the mild category, with scores of 8.9 for anx-

ety and 7.5 for depression (range 0–21, mild = 8–10; higher scores indicate moderate-severe impairment)³⁹.

Primary objective. Patients treated with pregabalin 450 mg/day demonstrated a statistically significant improvement in endpoint mean pain score compared with placebo-treated patients (–0.56; $p = 0.0132$; Table 2). Numeric improvements were observed versus placebo for pregabalin 300 mg/day (–0.33; $p = 0.1694$) and 600 mg/day (–0.23; $p = 0.2361$), but these improvements were not statistically significant. There was no evidence of a significant interaction between treatment and either center or baseline pain, which suggests that treatment effects were similar regardless of center or baseline pain. Patients in all 3 pregabalin treatment groups demonstrated a statistically significant improvement in weekly mean pain score beginning at Week 1 (Figure 2), the first timepoint analyzed. In the 450 mg/day treatment group, the statistically significant improvement was maintained throughout the study. The 600 mg/day dose demonstrated a reduction in pain severity through Week 8 and in the 300 mg/day group through Week 6.

Subjects in all 3 pregabalin treatment groups showed a sta-

Table 1. Demographic and clinical characteristics of randomized patients.

Characteristic	Placebo	Pregabalin 300 mg/day	Pregabalin 450 mg/day	Pregabalin 600 mg/day	All Patients	European Patients	Non-European Patients
No. patients	184	184	182	186	736	379	357
Age, mean (SD), yrs	48.1 (11.3)	48.4 (10.8)	48.0 (11.3)	49.6 (11.3)	48.5 (11.2)	48.4 (21–77)*	48.7 (20–81)*
18–64 yrs, n (%)	172 (93.5)	175 (95.1)	167 (91.8)	166 (89.2)	680 (92.4)	349 (92.1)	331 (92.7)
≥ 65 yrs, n (%)	12 (6.5)	9 (4.9)	15 (8.2)	20 (10.8)	56 (7.6)	30 (7.9)	26 (7.3)
Women, n (%)	168 (91.3)	167 (90.8)	169 (92.9)	169 (90.9)	673 (91.4)	350 (92.3)	323 (90.5)
Postmenopausal, n (%)	85 (46.2)	90 (48.9)	78 (42.9)	95 (51.1)	348 (47.3)	174 (45.9)	174 (48.7)
Race							
White, n (%)	141 (76.6)	143 (77.7)	136 (74.7)	139 (74.7)	559 (76.0)	364 (96.0)	195 (54.6)
Black, n (%)	0	1 (0.5)	0	0	1 (0.1)	1 (0.3)	0
Hispanic, n (%)	24 (13.0)	21 (11.4)	24 (13.2)	23 (12.4)	92 (12.5)	9 (2.4)	83 (23.2)
Other	19 (10.3)	19 (10.3)	22 (12.1)	24 (12.9)	84 (11.4)	5 (1.3)	79 (22.1)
Weight, mean (SD), kg	72.2 (15)	70.2 (14.6)	74.1 (17.6)	73.5 (16.4)	72.5 (16.0)	72.9 (15.7)	72.0 (16.4)
Duration of FM prior to baseline, mean (SD), mo	107.6 (98.7)	83.7 (80.6)	88.6 (82.5)	115.2 (107.6)	98.8 (93.8)	96.6 (91.5)	101.2 (96.4)
No. painful tender points, mean (SD)	17.0 (1.6)	17.0 (1.7)	17.2 (1.7)	17.2 (1.5)	17.1 (1.6)	17.2 (1.5)	17.0 (1.8)
Mean pain score and sleep quality score (range 0–10), mean (SD)							
Mean pain score	6.68 (1.48)	6.76 (1.29)	6.57 (1.31)	6.59 (1.37)	6.65 (1.36)	6.55 (1.34)	6.76 (1.39)
Mean sleep quality score	6.01 (1.90)	5.94 (1.71)	5.94 (1.70)	5.91 (1.80)	5.95 (1.78)	5.80 (1.72)	6.11 (1.82)
Fibromyalgia Impact Questionnaire (range 0–100), mean (SD)							
Total score	62.58 (14.85)	60.69 (14.78)	60.59 (14.59)	60.40 (13.87)	61.08 (14.52)	60.36 (14.84)	61.82 (14.16)
Medical Outcomes Study-Sleep Scale (range 0–100), mean (SD)							
Sleep disturbance	60.02 (25.60)	61.80 (25.86)	59.59 (26.55)	60.37 (25.09)	60.47 (25.72)	61.07 (25.70)	59.78 (25.79)

* Mean (range). FM: fibromyalgia; BL: baseline.

tistically significant improvement in the DAAC sensitivity analysis compared with placebo-treated subjects [mean differences -0.47 , $p = 0.0024$ (300 mg/day); -0.61 , $p < 0.0001$ (450 mg/day); and -0.47 , $p = 0.0023$ (600 mg/day)].

Using a 30% pain reduction for the definition of pain response, the proportions of patients receiving pregabalin 300, 450, and 600 mg/day classified as pain responders were 33%, 34%, and 26%, respectively, compared with 19% for placebo. Using a 50% criterion, 18%, 18%, and 15% of patients receiving 300, 450, and 600 mg/day pregabalin, respectively, compared with 9% of placebo-treated patients were classified as responders. For both 30% and 50% responders, the comparisons of 300 and 450 mg/day pregabalin with placebo treatment were statistically significant, while the 600 mg/day pregabalin versus placebo comparison was nonsignificant.

Significant differences in the second primary endpoint, PGIC, favoring pregabalin were observed with the pregabalin 450 and 600 mg/day groups versus placebo ($p = 0.0017$ and $p = 0.0227$ for 450 and 600 mg/day, respectively; Table 3, Figure 3). The pregabalin 300 mg/day versus placebo comparison did not achieve statistical significance ($p = 0.0768$). Overall, the percentage of patients reporting any improvement at endpoint was 66% for 300 mg/day, 73% for 450 mg/day, and 69% for 600 mg/day pregabalin, compared with 56% for placebo. The percentages of patients reporting “much improved” or “very much improved” on the PGIC at endpoint were 35%, 40%, and 43% with 300, 450, and 600 mg/day pregabalin, respectively, compared with 30% with placebo treatment.

Key secondary efficacy. All 3 pregabalin treatment groups showed statistically significant improvements in MOS-SS Sleep Disturbance subscale at endpoint compared with placebo (all p values ≤ 0.0038 ; Table 2). Patients in the 450 mg/day pregabalin group experienced a statistically significant improvement in the FIQ total score at endpoint compared with placebo-treated patients (mean difference -5.85 ; $p = 0.0012$; Table 2), while the treatment differences versus placebo were nonsignificant for the pregabalin 300 and 600 mg/day treatment groups.

Other secondary efficacy. All 3 pregabalin dosages produced statistically significant improvements in sleep quality at endpoint (Table 2) and at each week (Figure 4) from Week 1 (all p values ≤ 0.0151) apart from 300 mg/day pregabalin at Week 12.

Regional, anxiety, and depression effects. The magnitude of improvement in the efficacy endpoints differed somewhat by region, although there was no systematic pattern across endpoints suggestive of regional differences. The placebo-adjusted results demonstrated greater improvements in PGIC and sleep endpoints in European patients and greater improvement in pain and FIQ total score in non-European patients (Table 2, Figure 3). Importantly, no significant treatment by region interaction was observed with any of the endpoints. The test of treatment by baseline HADS-A and HADS-D interaction was nonsignificant, indicating that there was no evidence that baseline levels of anxiety and/or depression were influencing the magnitude of treatment response. In addition, mean changes from baseline to endpoint HADS-A and HADS-D

Table 2. Endpoint values for outcome measures, full analysis set.

Population/Measure	n	Mean	Mean Change*	Standard Error	Treatment Difference**	p
All patients						
Mean pain score						
Placebo	184	5.92	-0.73	0.14		
Pregabalin 300 mg/day	184	5.59	-1.06	0.14	-0.33	0.1694 [†]
Pregabalin 450 mg/day	181	5.36	-1.29	0.14	-0.56	0.0132 [†]
Pregabalin 600 mg/day	186	5.69	-0.96	0.14	-0.23	0.2361 [†]
FIQ total score						
Placebo	184	54.14	-6.94	1.30		
Pregabalin 300 mg/day	184	52.97	-8.11	1.29	-1.17	0.5126
Pregabalin 450 mg/day	179	48.29	-12.79	1.32	-5.85	0.0012
Pregabalin 600 mg/day	186	52.70	-8.38	1.29	-1.44	0.4200
Mean sleep quality score						
Placebo	184	5.01	-0.94	0.15		
Pregabalin 300 mg/day	183	4.50	-1.45	0.15	-0.51	0.0151
Pregabalin 450 mg/day	181	4.23	-1.72	0.15	-0.78	0.0002
Pregabalin 600 mg/day	186	4.00	-1.95	0.15	-1.01	< 0.0001
MOS-SS sleep disturbance						
Placebo	183	54.48	-5.99	1.79		
Pregabalin 300 mg/day	183	47.28	-13.18	1.78	-7.20	0.0038
Pregabalin 450 mg/day	177	41.20	-19.26	1.84	-13.28	< 0.0001
Pregabalin 600 mg/day	185	41.77	-18.70	1.78	-12.71	< 0.0001
Population/Measure	n	Mean	Mean Change*	Standard Error	Treatment Difference**	95% CI ^{††}
European patients						
Mean pain score						
Placebo	98	5.94	-0.71	0.19		
Pregabalin 300 mg/day	94	5.70	-0.95	0.20	-0.24	-0.78 to 0.30
Pregabalin 450 mg/day	91	5.45	-1.20	0.20	-0.49	-1.03 to 0.05
Pregabalin 600 mg/day	96	5.61	-1.04	0.19	-0.33	-0.87 to 0.20
FIQ total score						
Placebo	98	54.08	-7.00	1.73		
Pregabalin 300 mg/day	94	56.79	-4.29	1.77	2.71	-2.15 to 7.57
Pregabalin 450 mg/day	91	48.26	-12.82	1.80	-5.82	-10.72 to -0.91
Pregabalin 600 mg/day	96	53.66	-7.42	1.75	-0.42	-5.25 to 4.40
Mean sleep quality score						
Placebo	98	5.00	-0.95	0.20		
Pregabalin 300 mg/day	93	4.42	-1.53	0.21	-0.58	-1.16 to -0.00
Pregabalin 450 mg/day	91	4.29	-1.66	0.21	-0.71	-1.29 to -0.13
Pregabalin 600 mg/day	96	3.61	-2.34	0.21	-1.39	-1.96 to -0.82
MOS-SS sleep disturbance						
Placebo	98	54.61	-5.86	2.39		
Pregabalin 300 mg/day	94	47.80	-12.67	2.44	-6.81	-13.52 to -0.11
Pregabalin 450 mg/day	89	40.66	-19.81	2.51	-13.95	-20.75 to -7.16
Pregabalin 600 mg/day	96	37.64	-22.83	2.41	-16.97	-23.64 to -10.30
Non-European Patients						
Mean pain score						
Placebo	86	5.79	-0.87	0.20		
Pregabalin 300 mg/day	90	5.33	-1.32	0.20	-0.45	-1.01 to 0.11
Pregabalin 450 mg/day	90	5.09	-1.56	0.20	-0.69	-1.25 to -0.13
Pregabalin 600 mg/day	90	5.61	-1.04	0.20	-0.18	-0.74 to 0.38
FIQ total score						
Placebo	86	53.64	-7.44	1.85		
Pregabalin 300 mg/day	90	48.73	-12.35	1.81	-4.91	-9.98 to 0.17
Pregabalin 450 mg/day	88	47.53	-13.55	1.83	-6.11	-11.22 to -1.01
Pregabalin 600 mg/day	90	51.02	-10.06	1.81	-2.62	-7.69 to 2.45

Personal non-commercial use only. The Journal of Rheumatology Copyright © 2011. All rights reserved.

Table 2. Continued.

Population/Measure	n	Mean	Mean Change*	Standard Error	Treatment Difference**	95% CI††
Mean sleep quality score						
Placebo	86	4.94	-1.01	0.22		
Pregabalin 300 mg/day	90	4.44	-1.51	0.21	-0.50	-1.10 to 0.10
Pregabalin 450 mg/day	90	4.08	-1.87	0.21	-0.86	-1.46 to -0.26
Pregabalin 600 mg/day	90	4.24	-1.72	0.21	-0.70	-1.30 to -0.10
MOS-SS sleep disturbance						
Placebo	85	53.94	-6.53	2.57		
Pregabalin 300 mg/day	89	46.20	-14.27	2.51	-7.74	-14.78 to -0.70
Pregabalin 450 mg/day	88	41.91	-18.56	2.52	-12.03	-19.09 to -4.97
Pregabalin 600 mg/day	89	45.26	-15.21	2.51	-8.68	-15.72 to -1.64

* Mean change from baseline. ** Treatment difference from placebo. † Hochberg's approach was used to protect the type I error rate at the 0.05 level. †† p values were not calculated for the treatment group comparisons to placebo within region. FIQ: Fibromyalgia Impact Questionnaire; MOS-SS: Medical Outcomes Study-Sleep Scale.

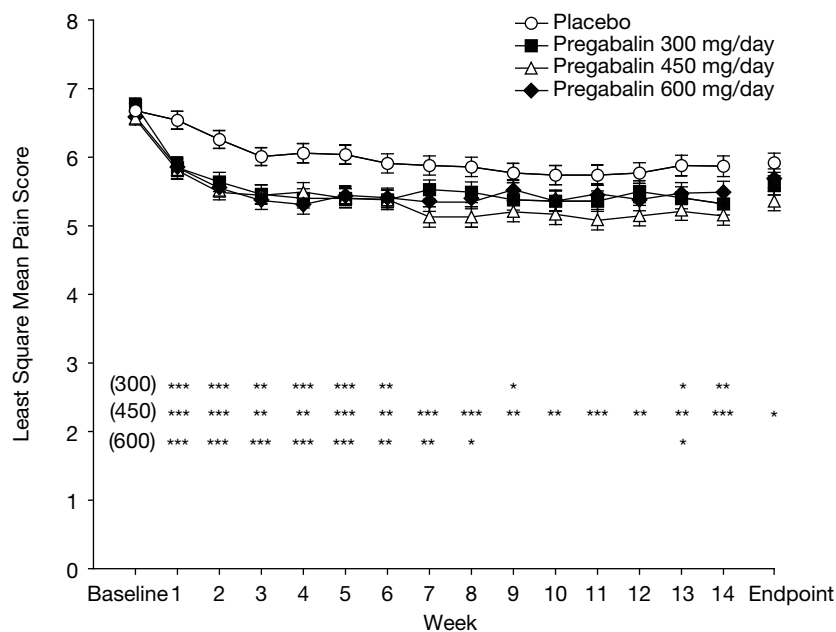


Figure 2. Weekly least-squares mean pain scores. Endpoint analyses based on last observation carried forward method. Error bars show \pm standard error for each data point. * $p < 0.05$, ** $p \leq 0.01$, *** $p \leq 0.001$ for all treatment groups versus placebo.

scores were small (-0.14 to -0.6, on a scale of 1-21) and not statistically significant.

Safety. The safety profile for pregabalin was similar to that previously characterized. Of the 736 patients receiving study medication, 626 (85%) experienced at least 1 AE. The occurrence of AE increased with dosage (73%, 85%, 90%, and 92% for placebo, 300, 450, and 600 mg/day pregabalin patients, respectively; Table 4). The AE most frequently reported by pregabalin-treated patients were dizziness, somnolence, weight gain, headache, peripheral edema, fatigue, and dry mouth. Most AE were rated by investigators as mild or mod-

erate in severity. Treatment-emergent AE are described in Table 4. A total of 18 patients experienced serious adverse events (SAE), 4 patients treated with placebo and 14 pregabalin (Table 4). Only 1 SAE, an incidence of chest pain in a patient in the 450 mg/day pregabalin group, was considered by the investigator to be related to treatment and the patient was withdrawn from the study. Eight other patients experienced an SAE that led to withdrawal from the study and 1 patient experienced an SAE that led to a dose reduction. Detailed information on all SAE is available under NCT00333866 at <http://www.clinicalstudyresults.org>. With-

Table 3. Summary of Patient Global Impression of Change at endpoint.

Patient Status, n (%)	Placebo, n = 184	Pregabalin 300 mg/day, n = 184	Pregabalin 450 mg/day, n = 182	Pregabalin 600 mg/day, n = 186
No. assessed*	169	164	165	155
Any improvement	95 (56.2)	108 (65.9)	121 (73.3)	107 (69.0)
Very much improved	7 (4.1)	13 (7.9)	16 (9.7)	20 (12.9)
Much improved	43 (25.4)	45 (27.4)	50 (30.3)	46 (29.7)
Minimally improved	45 (26.6)	50 (30.5)	55 (33.3)	41 (26.5)
No change	43 (25.4)	28 (17.1)	27 (16.4)	25 (16.1)
Any worsening	31 (18.3)	28 (17.1)	17 (10.3)	23 (14.8)
Minimally worse	11 (6.5)	9 (5.5)	7 (4.2)	10 (6.5)
Much worse	17 (10.1)	14 (8.5)	8 (4.8)	10 (6.5)
Very much worse	3 (1.8)	5 (3.0)	2 (1.2)	3 (1.9)
Comparison of pregabalin treatment groups vs placebo p value**	NA	0.0768	0.0017 [†]	0.0227 [†]

* Numbers of subjects with data available for this analysis. ** Cochran-Mantel-Haenszel test. [†] Statistically significant at the 5% level. NA: not applicable.

drawal due to AE increased with dosage (11%, 19%, 20%, and 26% of placebo, 300, 450, and 600 mg/day pregabalin patients withdrew, respectively). The most common AE leading to discontinuation in pregabalin-treated patients were dizziness (42 patients, 7.6%), vertigo (17 patients, 3.1%), and somnolence (17 patients, 3.1%). The numbers discontinuing from the study with dizziness increased with pregabalin dose.

Overall, 72 (13.0%) pregabalin-treated patients and 6 (3.3%) placebo patients reported weight gain as an AE. Of these, 7 pregabalin-treated patients discontinued because of weight gain. All AE of weight gain were rated by investigators to be mild to moderate in intensity. Fifty-seven (10.3%) pregabalin-treated patients experienced a clinically significant increase in body weight, measured to be 7% or more from baseline to end of treatment. There were no clinically relevant differences in clinical laboratory evaluations, vital signs, physical examination, or electrocardiogram findings.

DISCUSSION

Pregabalin at the 300 to 600 mg/day dose range has previously been demonstrated to reduce pain and improve function and other symptom domains important to FM^{25,26,27,28}. Previous pregabalin FM studies were conducted entirely in the US. Our study was designed to evaluate the safety and efficacy of pregabalin for treating pain and other key symptom domains in patients with FM in non-US countries.

The patient demographic and FM disease characteristics were similar among treatment groups and were similar to those in US patients participating in pregabalin FM studies. Overall, patients had moderate to severe baseline pain, disturbed sleep, and impaired function. The baseline mean HADS-A and HADS-D scores fell into the mild category.

Treatment with pregabalin 450 mg/day resulted in statistically significant improvements in endpoint pain relief compared with placebo. Numerical improvements were observed in the other pregabalin treatment groups, but these improve-

ments did not achieve statistical significance. A sensitivity analysis reflecting a penalty proportional to the missed amount of the study for any discontinuing patient demonstrated statistical significance for each pregabalin treatment group compared with placebo. Improvements were observed across the European and non-European regions. Onset was rapid, as all pregabalin groups separated from placebo at Week 1, the first timepoint analyzed. Statistically significant reductions in pain severity were seen for up to 8 weeks (300 mg/day) and were sustained throughout the 14-week double-blind period for the 450 mg/day dose. The pain response with pregabalin 600 mg/day was lower than anticipated, however. Previous studies consistently found greater mean reduction in endpoint mean pain scores at 600 mg/day than at lower doses. The reason for the lower than anticipated treatment effect at 600 mg/day is unclear, but may relate to a higher proportion of patients discontinuing because of AE (25%) in this treatment group.

Pain reduction of $\geq 30\%$ is thought to represent clinically meaningful improvement in pain. The proportions of $\geq 30\%$ and $\geq 50\%$ pain responders were significantly greater than for placebo in the pregabalin 300 and 450 mg/day groups³⁰. These results further support the clinical meaningfulness of the pain improvements noted in the primary analysis.

As a global measure, the PGIC allows patients to assess their own overall status, taking into consideration pain and other symptoms, physical and emotional functioning, and any AE. The 450 and 600 mg/day pregabalin dosages were associated with statistically significant improvement in PGIC ratings over placebo, indicating these changes were clinically relevant. The pregabalin 450 mg/day treatment group was also found to be superior to placebo with respect to functional improvement (FIQ total score).

Sleep disturbance is a key symptom domain in FM²³. An Internet survey of more than 2500 patients with FM found that poor sleep is one of the most commonly occurring FM symp-

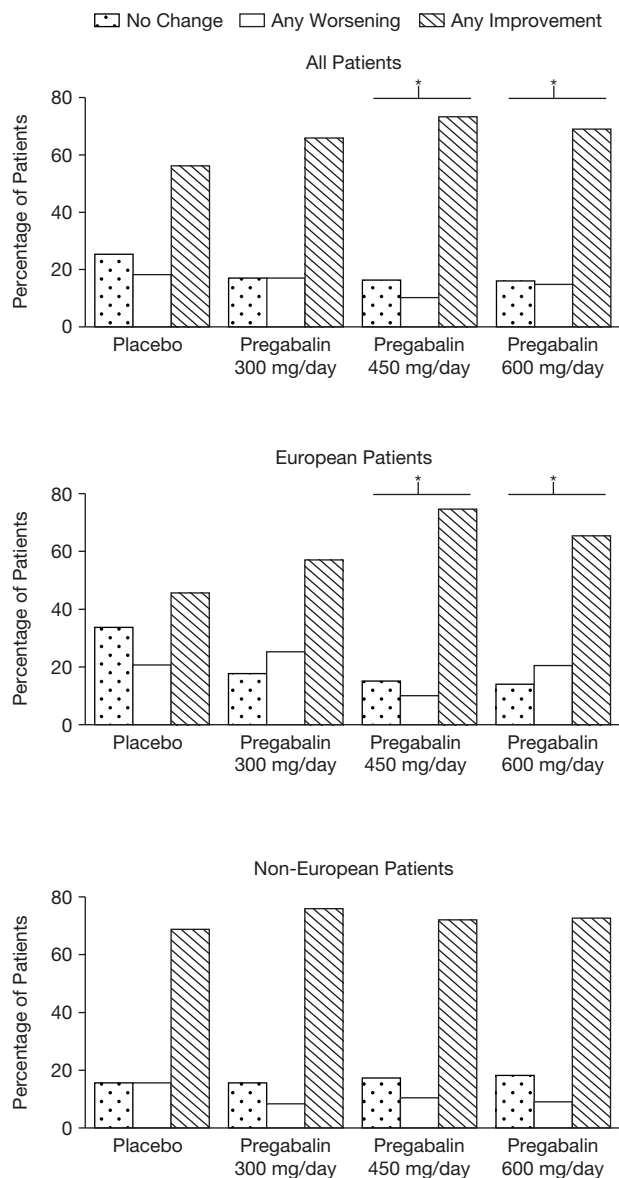


Figure 3. Patient Global Impression of Change scores. * $p \leq 0.05$ versus placebo.

toms⁴⁰. All 3 pregabalin doses demonstrated superiority to placebo on the MOS-SS Sleep Disturbance subscale and daily Sleep Quality diary. Statistically significant improvements in sleep quality were noted within 1 week and maintained throughout the course of treatment in all treatment groups, suggesting that pregabalin may be especially beneficial for patients with FM reporting pain and sleep disturbance.

The improvements in pain reduction, PGIC, FIQ total score, and MOS-SS Sleep Disturbance were consistent across regions and independent of baseline HADS-A and HADS-D scores.

The overall safety profile of pregabalin in this study was similar to that seen previously^{25,26,27,28}. The most frequently reported AE were dizziness (43% pregabalin, 15% placebo) and somnolence (17% pregabalin, 6% placebo). The occur-

rence of AE increased with dose of pregabalin; in particular, dizziness increased from 37% to 50% across pregabalin treatment groups. Moreover, the proportions of patients withdrawing due to AE increased with dose, with 11%, 19%, 20%, and 26% of placebo, 300, 450, and 600 mg/day pregabalin patients withdrawing for this reason.

To determine whether AE may have biased the efficacy observed in this trial, pain, FIQ total, and sleep disturbance results were compared for patients reporting somnolence during the study and those not reporting somnolence. Pooled analyses of data from this trial and the other 12-week fixed-dose trials of similar design^{27,28} demonstrated that the magnitude of effect for each measure was comparable for pregabalin-treated patients, regardless of somnolence reporting (Atkinson, *et al*, unpublished observations).

To gain a better understanding of the benefit/risk profile of pregabalin in this study, the method of Cook and Sackett⁴¹ was used to calculate the number needed to treat (NNT). For pregabalin 450 mg/day, NNT to achieve $\geq 30\%$ pain improvement was calculated to be 6.8 and NNT for $\geq 50\%$ pain improvement was 11.1. The NNT (pregabalin 450 mg/day) to achieve any PGIC improvement, or to achieve much or very much PGIC improvement, were 5.9 and 10.0, respectively. The number needed to harm based on discontinuations due to AE (pregabalin 450 mg/day) was 11.1. These results indicate modest efficacy relative to risks on average. Substantial proportions of patients, however, demonstrated clinically meaningful benefit, with 40% of those treated with pregabalin 450 mg/day reporting much or very much improvement (30% for placebo) and 33% reporting $\geq 30\%$ pain improvement (19% for placebo). Thus, a significant subset of patients reported meaningful benefit with pregabalin treatment, which was tolerated reasonably well.

Pregabalin demonstrated modest efficacy in pain, global assessment, and function in FM at dosages of 450 mg/day, and improved sleep across all dosages, but did not provide consistent evidence of a benefit at dosages of 300 mg/day and 600 mg/day in this study.

ACKNOWLEDGMENT

The authors thank Dr. Max Gough at Technical Typesetters Inc., and Dr. Alison Gagnon of UBC Scientific Solutions for editorial support during development of this report.

APPENDIX

List of study collaborators. The Study A0081100 Investigators: Australia: Geoffrey Littlejohn, Guy Bashford, Laurence Clemens, Mark Cook, Peter Nash. Canada: Jacques Brown, Christian Cloutier, Giuseppe D'Ignazio, Paul Latimer, Harvey Moldofsky, Anthony Wade, Nicole Giguere, Michelle Young, Mary Fitzcharles, Murray Baron, Ian Sutton. Denmark: Bente Danneskiold-Samsøe, Ketil Bjerregaard. France: Serge Perrot, Francis Blotman, Pierre Hatron, Bernard Laurent, Fabienne Riaux. Germany: Frank Buttgerit, Gerd-Ruediger Burmester, Andreas Krause, Dieter Pongratz, Thomas Weiss. India: Ramnath Misra, Yashpal Singh, Pradeep Mehta, Gajendra Bhandari, Pradeep Mehta, Sandeep Puri. Italy: Stefano Bombardieri, Maria Giamberardino, Marina De Tommaso, Nazzarena Malavolta, Roberto Gerli. Republic of Korea: Sang-Cheol Bae, Sang-Heon

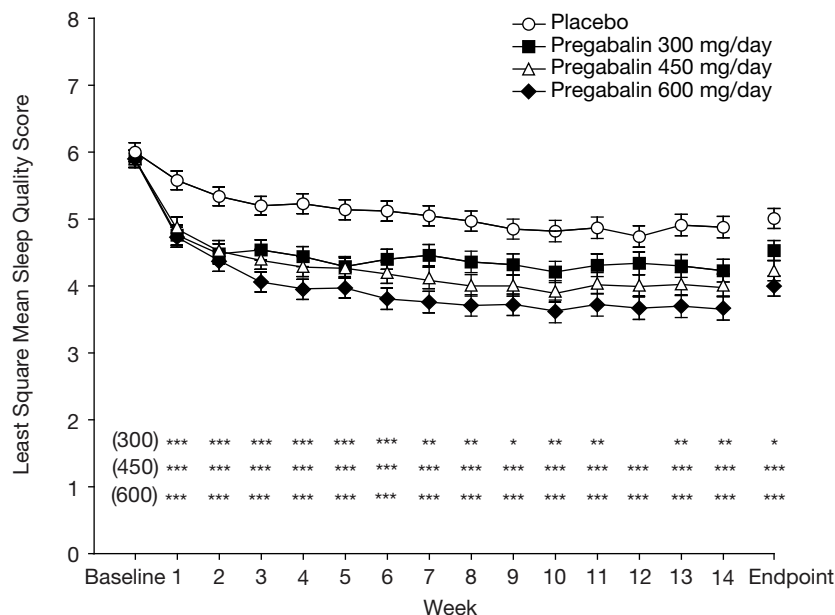


Figure 4. Weekly least-squares mean sleep quality scores. Endpoint analyses based on last observation carried forward method. Error bars show \pm standard error for each data point. * $p < 0.05$, ** $p \leq 0.01$, *** $p \leq 0.001$ for all treatment groups versus placebo.

Table 4. All-cause treatment-emergent adverse events.

	Placebo, n (%) N = 184	Pregabalin 300 mg/day, n (%) N = 184	Pregabalin 450 mg/day, n (%) N = 182	Pregabalin 600 mg/day, n (%) N = 186	All Pregabalin, n (%) N = 552
Summary					
Any adverse event	135 (73.4)	155 (84.7)	164 (90.1)	171 (91.9)	490 (88.9)
Serious adverse events	4 (2.2)	2 (1.1)	8 (4.4)	4 (2.2)	14 (2.5)
Severe adverse events	12 (6.5)	33 (17.9)	26 (14.3)	30 (16.1)	89 (16.1)
Adverse events/preferred term*					
Dizziness	28 (15.2)	68 (37.0)	76 (41.8)	93 (50.0)	237 (42.9)
Somnolence	11 (6.0)	37 (20.1)	24 (13.2)	34 (18.3)	95 (17.2)
Peripheral edema	7 (3.8)	19 (10.3)	15 (8.2)	27 (14.5)	61 (11.1)
Weight increase	6 (3.3)	24 (13.0)	24 (13.2)	24 (12.9)	72 (13.0)
Dry mouth	4 (2.2)	16 (8.7)	20 (11.0)	20 (10.8)	56 (10.1)
Fatigue	15 (8.2)	14 (7.6)	26 (14.3)	17 (9.1)	57 (10.3)
Headache	30 (16.3)	27 (14.7)	25 (13.7)	16 (8.6)	68 (12.3)
Constipation	8 (4.3)	18 (9.8)	12 (6.6)	15 (8.1)	45 (8.2)
Vertigo	4 (2.2)	13 (7.1)	12 (6.6)	15 (8.1)	40 (7.2)
Disturbance in attention	4 (2.2)	10 (5.4)	12 (6.6)	15 (8.1)	37 (6.7)
Blurred vision	1 (0.5)	6 (3.3)	9 (4.9)	13 (7.0)	28 (5.1)
Nausea	20 (10.9)	22 (12.0)	6 (3.3)	12 (6.5)	40 (7.2)
Influenza	6 (3.3)	5 (2.7)	7 (3.8)	10 (5.4)	22 (4.0)
Diarrhea	12 (6.5)	7 (3.8)	6 (3.3)	8 (4.3)	21 (3.8)
Nasopharyngitis	7 (3.8)	7 (3.8)	10 (5.5)	6 (3.2)	23 (4.2)
Arthralgia	8 (4.3)	10 (5.4)	7 (3.8)	5 (2.7)	22 (4.0)

* Reported by $\geq 5\%$ of patients in any treatment group and ordered by decreasing frequency in the 600 mg/day treatment group.

Lee, Chang-Hee Suh. Mexico: Roberto Hernandez-Paz, Carlos Abud-Mendoza, Mario Garza-Elizondo, Manuel Martinez-Lavin. Portugal: Rui André, Jaime Branco, Augusto Faustino, Rui Leitão. Spain: Javier Vidal Fuentes, Cayetano Alegre De Miguel, Eduardo Collantes, Jordi Carbonell. Sweden: Olof Zachrisson, Jan Sörensen, Yngve Hallstrom, Bjarne Mansson.

Switzerland: Jean Dudler, Robert Theiler, Daniel Uebelhart. The Netherlands: E.N. Griep, H.R. Van Den Brink, J.R.M. Griep-Wentink, P.J. Barendregt, T.R. Zijlstra. United Kingdom: Selwyn Richards, David Marshall, David Walker, Timothy Johnson, Barbara Duncan. Venezuela: Graciela Bencosme, Veronica Liendo, Sol Villegas de Morales.

REFERENCES

1. Bennett RM. Fibromyalgia. In: Wall PD, Melzack R, eds. *Textbook of pain*. 4th ed. London: Harcourt Publishers, Churchill Livingstone; 1999:579-601.
2. Clauw DJ, Crofford LJ. Chronic widespread pain and fibromyalgia: what we know, and what we need to know. *Best Pract Res Clin Rheumatol* 2003;17:685-701.
3. Mease P. Fibromyalgia syndrome: review of clinical presentation, pathogenesis, outcome measures, and treatment. *J Rheumatol Suppl*. 2005 Aug;75:6-21.
4. Wolfe F, Smythe HA, Yunus MB, Bennett RM, Bombardier C, Goldenberg DL, et al. The American College of Rheumatology 1990 criteria for the classification of fibromyalgia. Report of the Multicenter Criteria Committee. *Arthritis Rheum* 1990;33:160-72.
5. Bannwarth B, Blotman F, Thomas E. Prevalence of fibromyalgia: a large-scale European survey: results in France [abstract]. *Ann Rheum Dis* 2008;67:259.
6. Roué-Le Lay K, Boussetta S, Caubère J. Prevalence of fibromyalgia: early results in United Kingdom [abstract]. *Ann Rheum Dis* 2008;67:259.
7. Spaeth M, Roué-Le Lay K, Boussetta S. Prevalence of fibromyalgia: a large-scale European survey: results in Germany [abstract]. *Ann Rheum Dis* 2008;67:259.
8. Assumpção A, Cavalcante AB, Sauer JF. Prevalence of fibromyalgia and main symptoms assessment in the health care system population of Embu, Sao Paulo, Brazil [abstract]. *Ann Rheum Dis* 2007;66:653.
9. Branco JC, Caubère J, André E. Prevalence of fibromyalgia in Portugal: updated results [abstract]. *Ann Rheum Dis* 2007;66:426.
10. Carbonell J, Caubère J, André E. Prevalence of fibromyalgia in Spain: updated results [abstract]. *Ann Rheum Dis* 2007;66:426.
11. Cardiel MH, Rojas-Serrano J. Community based study to estimate prevalence, burden of illness and help seeking behavior in rheumatic diseases in Mexico City. A COPCORD study. *Clin Exp Rheumatol* 2002;20:617-24.
12. Haq SA, Darmawan J, Islam MN, Uddin MZ, Das BB, Rahman F, et al. Prevalence of rheumatic diseases and associated outcomes in rural and urban communities in Bangladesh: a COPCORD study. *J Rheumatol* 2005;32:348-53.
13. Lindell L, Bergman S, Petersson IF, Jacobsson LT, Herrström P. Prevalence of fibromyalgia and chronic widespread pain. *Scand J Prim Health Care* 2000;18:149-53.
14. Matucci CM, Zoppi M, André E. Prevalence of fibromyalgia in Italy: updated results [abstract]. *Ann Rheum Dis* 2007;66:427.
15. Nasonov EL, Soldatov D, Roué-Le Lay K. Prevalence of fibromyalgia: early results in Russia [abstract]. *Ann Rheum Dis* 2008;67:259.
16. Prescott E, Kjølner M, Jacobsen S, Bülow PM, Danneskiold-Samsøe B, Kamper-Jørgensen F. Fibromyalgia in the adult Danish population: I. A prevalence study. *Scand J Rheumatol* 1993;22:233-7.
17. Senna ER, De Barros AL, Silva EO, Costa IF, Pereira LV, Ciconelli RM, et al. Prevalence of rheumatic diseases in Brazil: a study using the COPCORD approach. *J Rheumatol* 2004;31:594-7.
18. Toda K. The prevalence of fibromyalgia in Japanese workers. *Scand J Rheumatol* 2007;36:140-4.
19. Topbas M, Cakirbay H, Gulec H, Akgol E, Ak I, Can G. The prevalence of fibromyalgia in women aged 20-64 in Turkey. *Scand J Rheumatol* 2005;34:140-4.
20. White KP, Speechley M, Harth M, Ostbye T. The London Fibromyalgia Epidemiology Study: the prevalence of fibromyalgia syndrome in London, Ontario. *J Rheumatol* 1999;26:1570-6.
21. Wolfe F, Ross K, Anderson J, Russell IJ, Hebert L. The prevalence and characteristics of fibromyalgia in the general population. *Arthritis Rheum* 1995;38:19-28.
22. Carville SF, Arendt-Nielsen S, Bliddal H, Blotman F, Branco JC, Buskila D, et al. EULAR evidence-based recommendations for the management of fibromyalgia syndrome. *Ann Rheum Dis* 2008;67:536-41.
23. Mease PJ, Arnold LM, Crofford LJ, Williams DA, Russell IJ, Humphrey L, et al. Identifying the clinical domains of fibromyalgia: contributions from clinician and patient Delphi exercises. *Arthritis Rheum* 2008;59:952-60.
24. Field MJ, Cox PJ, Stott E, Melrose H, Offord J, Su TZ, et al. Identification of the $\alpha_2\text{-d-1}$ subunit of voltage-dependent calcium channels as a molecular target for pain mediating the analgesic actions of pregabalin. *Proc Natl Acad Sci USA* 2006;103:17537-42.
25. Crofford LJ, Mease PJ, Simpson SL, Young JP Jr, Martin SA, Haig GM, et al. Fibromyalgia relapse evaluation and efficacy for durability of meaningful relief (FREEDOM): a 6-month, double-blind, placebo-controlled trial with pregabalin. *Pain* 2008;136:419-31.
26. Crofford LJ, Rowbotham MC, Mease PJ, Russell IJ, Dworkin RH, Corbin AE, et al; Pregabalin 1008-105 Study Group. Pregabalin for the treatment of fibromyalgia syndrome: results of a randomized, double-blind, placebo-controlled trial. *Arthritis Rheum* 2005;52:1264-73.
27. Mease PJ, Russell IJ, Arnold LM, Florian H, Young JP Jr, Martin SA, et al. A randomized, double-blind, placebo-controlled, phase III trial of pregabalin in the treatment of patients with fibromyalgia. *J Rheumatol* 2008;35:502-14.
28. Arnold LM, Russell IJ, Diri EW, Duan WR, Young JP Jr, Sharma U, et al. A 14-week, randomized, double-blinded, placebo-controlled monotherapy trial of pregabalin in patients with fibromyalgia. *J Pain* 2008;9:792-805.
29. Melzack R. The short-form McGill Pain Questionnaire. *Pain* 1987;30:191-7.
30. Dworkin RH, Turk DC, Wyrwich KW, Beaton D, Cleeland CS, Farrar JT, et al. Interpreting the clinical importance of treatment outcomes in chronic pain clinical trials: IMMPACT recommendations. *J Pain* 2008;9:105-21.
31. Farrar JT, Young JP Jr, LaMoreaux L, Werth JL, Poole RM. Clinical importance of changes in chronic pain intensity measured on an 11-point numerical pain rating scale. *Pain* 2001;94:149-58.
32. Guy W. ECDEU assessment manual for psychopharmacology (DHEW Publication No. ADM 76-338). Washington, DC: U.S. Government Printing Office; 1976.
33. Hays RD, Stewart AL. Sleep measures. In: Stewart AL, Ware JE Jr, eds. *Measuring functioning and well-being*. Durham, NC: Duke University Press; 1992:235-9.
34. Burckhardt CS, Clark SR, Bennett RM. The Fibromyalgia Impact Questionnaire: development and validation. *J Rheumatol* 1991;18:728-33.
35. Cappelleri JC, Bushmakin AG, McDermott AM, Sadosky AB, Petrie CD, Martin S. Psychometric properties of a single-item scale to assess sleep quality among individuals with fibromyalgia. *Health Qual Life Outcomes* 2009;7:54.
36. Snaith RP, Zigmond AS. *The Hospital Anxiety and Depression Scale manual*. London: NFER Nelson; 1994.
37. Steel R, Torrie J. *Principles and procedures of statistics*. New York: McGraw-Hill; 1960.
38. Berry D. *Statistical methodology in the pharmaceutical sciences*. New York: Marcel Dekker; 1990.
39. Zigmond AS, Snaith RP. *The Hospital Anxiety and Depression Scale*. *Acta Psychiatr Scand* 1983;67:361-70.
40. Bennett RM, Jones J, Turk DC, Russell IJ, Matallana L. An internet survey of 2,596 people with fibromyalgia. *BMC Musculoskelet Disord* 2007;8:27.
41. Cook RJ, Sackett DL. The number needed to treat: A clinically useful measure of treatment effect. *BMJ* 1995;310:452-4.