




PsAID12 Provisionally Endorsed at OMERACT 2018 as Core Outcome Measure to Assess Psoriatic Arthritis-specific Health-related Quality of Life in Clinical Trials

Ana-Maria Orbai , Richard Holland, Ying Ying Leung, William Tillett, Niti Goel, Robin Christensen, Neil McHugh, Laure Gossec, Maarten de Wit , Pil Højgaard, Laura C. Coates, Philip J. Mease, Julie Birt, Lara Fallon, Oliver FitzGerald, Alexis Ogdie , Beverly Shea, Vibeke Strand, Kristina Callis Duffin, Peter Tugwell, Dorcas Beaton, and Dafna D. Gladman

ABSTRACT. Objective. The Group for Research and Assessment of Psoriasis and Psoriatic Arthritis (GRAPPA) and Outcome Measures in Rheumatology (OMERACT) psoriatic arthritis (PsA) working group is developing a Core Outcome Measurement Set for PsA clinical trials [randomized controlled trials (RCT) and longitudinal observational studies (LOS)] using the OMERACT Filter 2.1 instrument selection algorithm. Our objective was to assess the Psoriatic Arthritis Impact of Disease questionnaire (PsAID12) for the measurement of the core domain PsA-specific health-related quality of life (HRQOL).

Methods. PsAID12 measurement property evidence gathered in a systematic literature review, and additional analyses conducted in LOS, were used to inform a consensus process. Analyses that had not been published were independently reviewed by the OMERACT technical advisory group. Data and process were presented, discussed in breakout groups, and voted on at the OMERACT conference (Terrigal, Australia, May 2018).

Results. PsAID12 fulfilled the green (good to go) OMERACT standards for domain match, feasibility, reliability, and construct/longitudinal construct validity. Discrimination and thresholds of meaning were amber (caution but good enough to go forward). The overall working group recommendation was amber/provisional endorsement of PsAID12 for measuring PsA-specific HRQOL in RCT and LOS. Of 96 participants who voted at the PsA OMERACT workshop, 87.5% (84) voted “yes” to endorse this recommendation; 14 of the 96 were patient research partners (PRP) and 93% of them (13) voted “yes”; 82 participants were not PRP and 87% of them (71) voted “yes.”

Conclusion. At OMERACT 2018, PsAID12 was the first patient-reported outcome measure provisionally endorsed as a core outcome measure for disease-specific HRQOL in PsA clinical trials. PsAID12 discrimination and improvement thresholds will be studied in future RCT. (First Release December 15 2018; J Rheumatol 2019;46:990–5; doi:10.3899/jrheum.181077)

Key Indexing Terms:

PSORIATIC ARTHRITIS CORE SET OUTCOME MEASURES OMERACT GRAPPA

From the Division of Rheumatology, Johns Hopkins University School of Medicine, Baltimore; Department of Medicine, Duke University School of Medicine, Durham, North Carolina; Kezar Life Sciences, South San Francisco; Division of Immunology, Stanford University, Palo Alto, California; Rheumatology Research, Swedish Medical Center and University of Washington School of Medicine, Seattle, Washington; Global Patient Outcomes and Real World Evidence, Eli Lilly and Co., Indianapolis, Indiana; University of Pennsylvania, Philadelphia, Pennsylvania; Department of Dermatology, University of Utah, Salt Lake City, Utah, USA; Royal Prince Alfred Hospital Medical Centre, Sydney, Australia; Department of Rheumatology and Immunology, Singapore General Hospital, Singapore; Royal National Hospital for Rheumatic Diseases, Bath; Nuffield Department of Orthopaedics, Rheumatology and Musculoskeletal Sciences, University of Oxford, Oxford, UK; Musculoskeletal Statistics Unit: The Parker Institute, Bispebjerg and Frederiksberg Hospital, Copenhagen; Department of Rheumatology, Odense University Hospital, Odense, Denmark; Sorbonne Université; Rheumatology Department, Pitié Salpêtrière Hospital, AP-HP, Paris, France; VU Medical Centre, Amsterdam, the Netherlands; Global Medical

Affairs, Pfizer Inc., Montreal, Quebec; Clinical Epidemiology Program, Ottawa Hospital Research Institute; Division of Rheumatology, Department of Medicine, and School of Epidemiology and Public Health, Faculty of Medicine, University of Ottawa; Musculoskeletal Health and Outcomes Research, St. Michael's Hospital and Institute for Work and Health; Department of Occupational Science and Occupational Therapy, Rehabilitation Sciences Institute, Institute for Health Policy Management and Evaluation, University of Toronto; University of Toronto; Krembil Research Institute; Psoriatic Arthritis Program, University Health Network, Toronto, Ontario, Canada; Department of Rheumatology, St. Vincent's University Hospital and Conway Institute for Biomolecular Research, University College Dublin, Dublin, Ireland.

AMO is a Jerome L. Greene Foundation Scholar and is supported in part by a research grant from the US National Institute of Arthritis and Musculoskeletal and Skin Diseases of the US National Institutes of Health under award number P30-AR070254 (Core B), a Rheumatology Research Foundation Scientist Development award, and a Staurulakis Family Discovery award.

The Group for Research and Assessment of Psoriasis and Psoriatic Arthritis (GRAPPA) and the Outcome Measures in Rheumatology (OMERACT) are collaborating to develop a Core Outcome Measurement Set for psoriatic arthritis (PsA). Aiming to standardize outcome measures for PsA randomized controlled trials (RCT) and longitudinal observational studies (LOS), the project is based on the GRAPPA-OMERACT updated PsA core domain set^{1,2} and the new OMERACT guidance on instrument selection^{3,4}.

The OMERACT Filter 2.1 instrument selection process^{3,4} requires a solid definition of the target domain as documented in the core domain set. It consists of 2 major steps: (1) confirmation of content validity (domain match) and feasibility for the domain and population of interest; and (2) appraisal of construct validity and discrimination (reliability, responsiveness, thresholds of meaning). The evidence is appraised at each step and scored green (good to go), amber (caution but good enough to go forward), or red (stop, do not continue)³. For any candidate outcome measure, the OMERACT selection process can be completed only if content validity and feasibility have initially been demonstrated^{3,4}.

Health-related quality of life (HRQOL) is a PsA core domain¹, but there are few outcome measures with dedicated content validity studies to support PsA-specific HRQOL domain match⁵. This paper reports the first patient-reported outcome (PRO), the Psoriatic Arthritis Impact of Disease (PsAID12)^{6,7}, appraised through the OMERACT Filter 2.1 — from core domain match with PsA-specific HRQOL to provisional endorsement as core outcome measure for PsA clinical trials (RCT and LOS).

MATERIALS AND METHODS

The GRAPPA-OMERACT project is known by the acronym “COMPACT” (Core Outcome Measures for Psoriatic Arthritis Clinical Trials)⁸. Figure 1 illustrates the COMPACT study design. It was applied to PsAID12, the first PRO evaluated through the OMERACT Filter 2.1. Through steps of evidence

review and consensus from many people guided by Filter 2.1, a conclusion can be achieved on suitability of a candidate as core outcome measure for the desired core domain. To arrive at a complete PsA Core Outcome Measurement Set, each PsA core domain must have at least 1 corresponding outcome measure that successfully met all requirements of the OMERACT Filter 2.1 instrument selection criteria.

The working group⁵ completed a systematic literature review (SLR) of the evidence for measurement properties of all PRO used in PsA. PsAID12 had evidence for adequate validity and reliability for the core domain, PsA-specific HRQOL. At the time of the SLR, PsAID9, the 9-item version of PsAID12, did not have enough evidence to be considered on its own. More importantly, patient research partners (PRP) had indicated that PsAID12 met the first step of truth/domain match better than PsAID9. The SLR was updated with a focus on PsAID12 to support the ensuing consensus process⁹.

The PsAID12 outcome measure. The PsAID12 questionnaire^{6,7} was developed with PRP included in domain generation, scoring, and item formulation⁵. PsAID12 is available free of charge for any application in several languages. PsAID12 is composed of 12 numeric rating scales (NRS; range 0–11): (1) pain, (2) fatigue, (3) skin problems, (4) work and/or leisure activities, (5) functional capacity, (6) discomfort, (7) sleep disturbance, (8) coping, (9) anxiety, fear, and uncertainty, (10) embarrassment and/or shame, (11) social participation, and (12) depression. The total score is the sum of the weighted NRS scores. The NRS weights represent patient rankings of importance for each of the 12 items. The weighted raw score is divided by 20 to yield a final PsAID12 score (range 0–10). Higher scores represent worse life impact. The individual NRS of the PsAID12 have been evaluated in the Bath, UK, cohort¹⁰.

Domain match and feasibility. Participants were involved in 3 stages. First, GRAPPA PRP participated in a face-to-face premeeting (GRAPPA meeting July 2017). The PsA-specific HRQOL domain description was presented, followed by completion by the PRP of the OMERACT truth and feasibility questionnaires for PsAID12³. Second, during the GRAPPA 2017 annual meeting COMPACT workshop, one breakout group was dedicated to PsAID12. Facilitators provided the HRQOL domain description, the PsAID12 questionnaire, and scoring method; participants then anonymously completed each item of the OMERACT domain match and feasibility questionnaires¹¹. Third, the working group voted on domain match and feasibility.

Construct validity and discrimination. SLR PsAID12 articles were screened and selected³, and the evidence for measurement properties was extracted⁹

A.M. Orbai, MD, MHS, Division of Rheumatology, Johns Hopkins University School of Medicine; R. Holland, MB, ChB, Royal Prince Alfred Hospital Medical Centre; Y.Y. Leung, MD, PhD, Department of Rheumatology and Immunology, Singapore General Hospital; W. Tillett, BSc, MBChB, PhD, MRCP, Royal National Hospital for Rheumatic Diseases; N. Goel, MD, Patient Research Partner, Department of Medicine, Duke University School of Medicine, and Kezar Life Sciences; R. Christensen, BSc, MSc, PhD, Professor of Biostatistics and Clinical Epidemiology, and Musculoskeletal Statistics Unit: The Parker Institute, Bispebjerg and Frederiksberg Hospital, and Department of Rheumatology, Odense University Hospital; N. McHugh, MBChB, MD, FRCP, FRCPATH, Royal National Hospital for Rheumatic Diseases; L. Gossec, MD, PhD, Sorbonne Université, and Rheumatology Department, Pitié Salpêtrière Hospital, AP-HP; M. de Wit, PhD, Patient Research Partner, VU Medical Centre; P. Højgaard, MD, The Parker Institute, Bispebjerg and Frederiksberg Hospital; L.C. Coates, MBChB, PhD, Nuffield Department of Orthopaedics, Rheumatology and Musculoskeletal Sciences, University of Oxford; P.J. Mease, MD, Rheumatology Research, Swedish Medical Center and University of Washington School of Medicine; J. Birt, PharmD, Global Patient Outcomes and Real World Evidence, and Eli Lilly and Co.; L. Fallon, PhD, Global Medical Affairs, Pfizer Inc.; O. FitzGerald, MD, FRCPI, FRCPUK, Newman Clinical Research Professor, Department of Rheumatology, St. Vincent's University Hospital,

and Conway Institute for Biomolecular Research, University College Dublin; A. Ogdie, MD, MSCE, University of Pennsylvania; B. Shea, PhD, Clinical Epidemiology Program, Ottawa Hospital Research Institute, and School of Epidemiology and Public Health, Faculty of Medicine, University of Ottawa; V. Strand, MD, Biopharmaceutical Consultant; K. Callis Duffin, MD, Department of Dermatology, University of Utah; P. Tugwell, Division of Rheumatology, Department of Medicine, and School of Epidemiology and Public Health, Faculty of Medicine, University of Ottawa, and Clinical Epidemiology Program, Ottawa Hospital Research Institute; D. Beaton, BScOT, PhD, Musculoskeletal Health and Outcomes Research, St. Michael's Hospital and Institute for Work and Health, and Department of Occupational Science and Occupational Therapy, Rehabilitation Sciences Institute, and the Institute for Health Policy Management and Evaluation, University of Toronto; D.D. Gladman, MD, FRCPC, Professor of Medicine, University of Toronto, and Senior Scientist, Krembil Research Institute, and Director, Psoriatic Arthritis Program, University Health Network.

Address correspondence to Dr. A.M. Orbai, MD, MHS, Assistant Professor of Medicine, Rheumatology, Director Psoriatic Arthritis Program, Johns Hopkins University School of Medicine, Division of Rheumatology, 5200 Eastern Ave., MFL Center Tower Suite 4100, Baltimore, Maryland 21224, USA. E-mail: aorbai1@jhmi.edu

Accepted for publication November 6, 2018.

Application of the OMERACT Filter 2.1 Instrument Selection Algorithm by the GRAPPA-OMERACT PsA group COMPACT study design

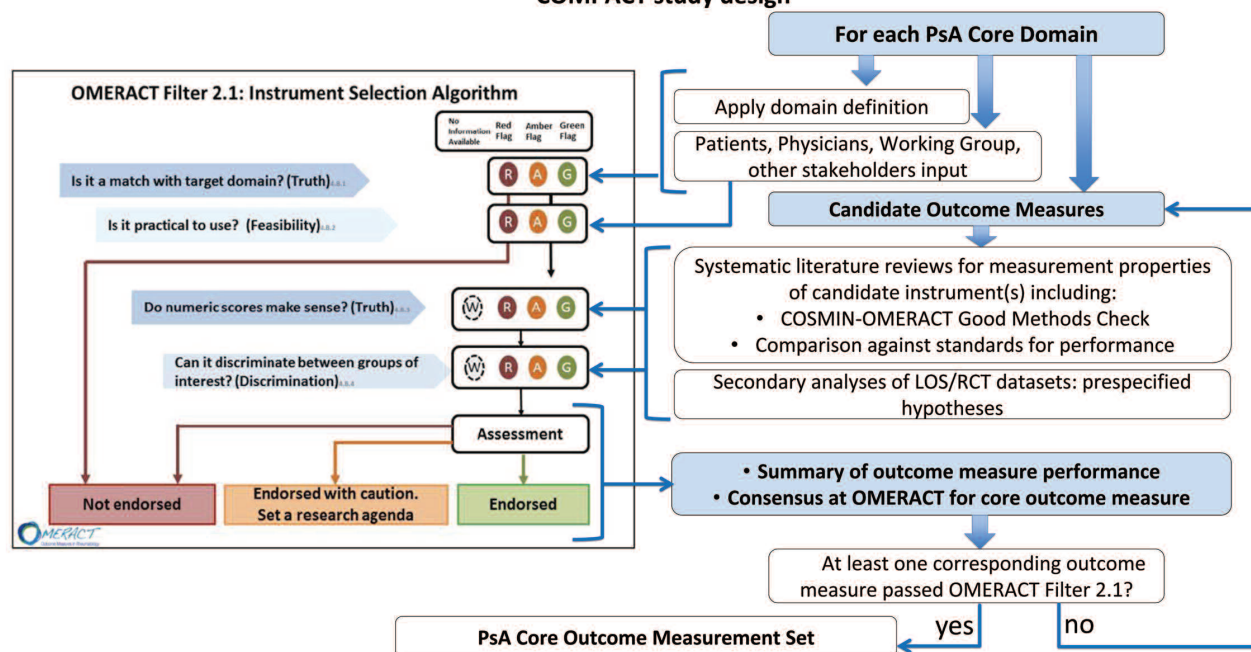


Figure 1. The OMERACT Filter 2.1 Instrument selection algorithm is represented at the left (OMERACT handbook). The COMPACT workflow through OMERACT Filter 2.1 is represented at the right. The 4 signaling questions must be addressed in OMERACT Filter 2.1 instrument selection (items 1–4) in the left part of the figure. Following the OMERACT process, participants provide input initially into domain match and feasibility, and subsequently into the approach and results of evaluation of additional measurement properties, as well as the final voting for inclusion as core outcome measure(s). For each domain and candidate outcome measure, the OFISA Filter 2.1 is applied until a core outcome measure has been selected. The process is repeated for each core domain. Once each core domain has at least 1 corresponding core outcome measurement instrument, the PsA Core Outcome Measurement Set is complete. OMERACT: Outcome Measures in Rheumatology; COMPACT: Core Outcome Measures in Psoriatic Arthritis; OFISA: OMERACT Filter Instrument Selection Algorithm; GRAPPA: Group for Research and Assessment of Psoriasis and Psoriatic Arthritis; PsA: psoriatic arthritis; COSMIN: consensus-based standards for the assessment of health measurement instruments; LOS: longitudinal observational study; RCT: randomized controlled trial.

and placed in the Summary of Measurement Properties (SOMP) table (Figure 2)^{6,10,11,12,13,14,15,16} to record location, quality, and results of these studies. Two reviewers checked whether the study had used sufficient methods to avoid a risk of bias in its results. The COSMIN-OMERACT Good Methods Checklist was used and consensus was sought between 2 reviewers (among AMO, PH, RH, WT). Evidence from studies using good methods was extracted and compared to measurement standards and results tracked on the SOMP. Evidence from new studies was used to fill gaps and its quality was independently appraised by the OMERACT's technical advisory group^{10,17}. Final rating of synthesis of evidence for each measurement property was done according to OMERACT guidance, looking for consistent, good performance from studies identified as having good methods for a green rating. Amber was assigned when a noncritical limitation in the evidence was found. Amber ratings could go forward if accompanied by a research plan. These ratings were recorded on the SOMP and an overall rating for the instrument given.

Results including the SOMP were sent out to the OMERACT community in prereading materials. At OMERACT 2018, the evidence was presented in a plenary session and discussed in 8 breakout groups. After breakout group results were reported, a plenary vote was held with all OMERACT attendees.

RESULTS

SLR results and additional analyses are reported separately⁹. Briefly, 7 studies met inclusion criteria and were used as

evidence: domain match ($n = 3$), feasibility ($n = 2$), construct validity ($n = 5$), test-retest reliability ($n = 2$), longitudinal construct validity ($n = 2$), and thresholds of meaning ($n = 2$). **Domain match and feasibility.** Twelve GRAPPA PRP participated in the face-to-face meeting: 9 voted green for PsAID12 domain match with the core domain PsA-specific HRQOL, and 3 voted amber. There was a unanimous green vote for PsAID12 feasibility. At the GRAPPA 2017 annual meeting, 24 people voted majority amber for PsAID12 domain match, and majority green for feasibility¹¹. Twenty-two working group members voted: 17 (82%) green for domain match and 20 (91%) green for feasibility; the rest of the working group votes were amber.

Construct validity and discrimination. Of 5 studies assessing construct validity, 2 had good and 3 had amber methods. PsAID12 construct validity was adequate or better based on the studies' hypotheses. We conducted our own analysis for construct validity in an international longitudinal dataset¹⁷. Hypotheses were confirmed for correlations with similar/dissimilar constructs, and for known groups where we expected better HRQOL/PsAID12 scores in PsA subgroups with low disease activity versus high disease activity. This

Psoriatic Arthritis Impact of Disease (PsAID12) OMERACT SOMP							
Author	Truth Domain Match	Feasibility	Truth	Discrimination			
			Construct Validity	Test Retest Reliability	Longitudinal Construct Validity	Clinical Trial Discrimination	Thresholds of Meaning
Working Group Appraisal	+	+					
Gossec L, <i>et al</i> ⁶	+	+	+	+	+		+
de Wit M, <i>et al</i> ¹²	+						
Salaffi F, <i>et al</i> ¹³			+				
Di Carlo M, <i>et al</i> ¹⁴			+				
Queiro R, <i>et al</i> ¹⁵			+				
Holland R, <i>et al</i> ¹⁰			+	+	+	+	+
Holland R, <i>et al</i> ¹¹	+	+					
Gorlier C, <i>et al</i> ¹⁶			+				
Total Available Studies for Each Property	4	3	6	2	2	1	2
Total Studies Available for Synthesis	4	3	6	2	2	1	2
Rating (green = good to go, amber = caution but go)	GREEN	GREEN	GREEN	GREEN	GREEN	AMBER	AMBER
<p>Overall rating for instrument across properties</p> <p>Working group and TAG are recommending provisional (amber) endorsement of this instrument. Specific research agenda is set to complete full endorsement.</p>							

Figure 2. OMERACT summary of evidence for measurement properties of PsAID12. Color designates quality of evidence: green = good methods used, use this evidence; amber = some cautions but we will use this evidence. In the rating row, color designates overall evidence-based instrument rating for the core instrument set: green = at least 2 pieces of evidence with good methods and consistent findings of adequate or better performance; amber = a noncritical limitation in the evidence was found. The plus signs mean adequate or better performance of the instrument according to that study (for each measurement property studied). OMERACT: Outcome Measures in Rheumatology; PsAID: Psoriatic Arthritis Impact of Disease; TAG: Technical Advisory Group; SOMP: Summary of Measurement Properties.

analysis constituted our sixth piece of evidence for construct validity with quality recorded as green.

There were 2 good quality studies for test-retest reliability with consistent adequate or better ICC in stable PsA patients (ICC 0.91–0.95). For longitudinal construct validity, there were 2 good quality studies that replicated their hypotheses regarding longitudinal magnitude of change in patients who changed treatment compared with patients who were stable over time; the 2 studies had consistent results of good longitudinal construct validity.

For discrimination in RCT, because no RCT had included PsAID12 at the time of our current work, we conducted a separate analysis in an LOS, considered bronze-level evidence based on OMERACT guidance³. In the LOS, a subset of patients had improved after medication change and could be compared to a subset of patients in the same study that had been stable with no change in therapy¹⁰. We prespec-

ified that PsAID12 effect size would be large in the improved group and small in the stable group. The hypothesis was met and the level of evidence for discrimination in RCT recorded as amber. For green level of evidence, the analysis should have taken place in an RCT that was not available at that time, and be consistent across at least 2 studies.

Summary of PsAID12 measurement properties. The PsAID12 SOMP is presented in Figure 2. The combined rating of all the evidence and measurement properties was supportive of an amber recommendation, or provisional endorsement as core instrument along with a roadmap/research agenda to complete final endorsement. The working group is committed to derive evidence on discrimination in RCT once these datasets become available, and for thresholds of meaning in an ongoing longitudinal study.

OMERACT workshop, endorsement, and research agenda. The OMERACT PsA workshop participants, including PRP

(2 per group; 2 groups only had 1) provided feedback in 8 breakout groups (Appendix 1). Suggestions were made as follows: to evaluate double-barreled NRS; to evaluate coping, and embarrassment/shame NRS for their sensitivity to change; to evaluate whether all PsAID12 NRS change in the same direction with an intervention; and importantly, to define clinically meaningful changes at the person level.

At the OMERACT PsA workshop, the working group formulated a recommendation for amber/provisional endorsement of PsAID12 to measure PsA-specific HRQOL in RCT and LOS. Of 96 participants who voted at the OMERACT PsA workshop, 87.5% (84) voted “yes,” endorsing this recommendation; 14 were PRP and 93% of them (13) voted “yes”; 82 participants were not PRP and 87% of them (71) voted “yes.” The working group set a research agenda to fully endorse PsAID12, which includes implementation in RCT to examine discrimination, and validation of PsAID12 thresholds for score interpretation.

Core Outcome Measurement Set uptake and implementation strategies were discussed and the following were recommended for PsAID12: dissemination of PsAID12 provisional endorsement as core outcome measure for PsA RCT and LOS; implementation in RCT; and SLR of clinical trial outcomes to assess whether core outcome measures are being used.

DISCUSSION

The PsAID12 is the first PRO provisionally endorsed as core outcome measure for PsA RCT and LOS, based on the OMERACT Filter 2.1 criteria. PsAID12 had a solid foundation of evidence for its measurement properties, derived from 7 studies conducted with good methods. In addition, truth/domain match received strong endorsement from the beginning from both PRP and the working group; feasibility was highly endorsed. There was evidence for consistent good measurement properties across studies, and no evidence for poor measurement properties, allowing us to conclude that it performed well as a measure of PsA-specific HRQOL in cross-sectional as well as longitudinal studies.

Our results support the OMERACT approach to sequential core set development: a disease-specific core domain set, followed by the Core Outcome Measurement Set. The rigorous process of instrument appraisal helps identify high-quality instruments to identify the core domains for patients with PsA; and combines identifying existing evidence with guiding the working group to create new evidence to fill any gaps. The involvement of multiple people with different perspectives in core set development is key to dissemination and implementation. Standardization of PsA measurement will create the evidence necessary for core domain inclusion in treatment recommendations.

HRQOL has been routinely measured in PsA RCT using the generic health survey Medical Outcomes Study Short Form-36 (SF-36)¹⁸, although its content validity for PsA has not been studied⁵. Content validity evidence would be

necessary to pass the first critical step of the OMERACT filter^{3,4}. Psoriatic Arthritis Quality of Life (PsAQoL) is a PsA-specific measure, but the GRAPPA-OMERACT literature review and appraisal of measurement properties showed that PsAID12 content validity was superior to PsAQoL for PsA-specific HRQOL⁵. Feasibility is also limiting for copyrighted measures (SF-36, PsAQoL), especially for LOS.

PsAID12 received overwhelming support at OMERACT 2018 and was provisionally endorsed as a core instrument for PsA clinical trials. The provisional designation has been chosen until PsAID12 discrimination in RCT and clinically meaningful thresholds for score interpretation can be appraised (PsAID12 research agenda). Additional candidate outcome measures are entering the OMERACT process of domain match and appraisal. The result will be a complete PsA Core Outcome Measurement Set in which each core domain will have at least 1 recommended core instrument. In the interim, clinical trial designers can use the current findings to inform their outcome measure choice for PsA-specific HRQOL in clinical trials.

ACKNOWLEDGMENT

Study collaborators: C.A. Lindsay, PharmD, Patient Research Partner employed by Amgen Inc., Thousand Oaks, California, USA; D. Veale, MD, Adjunct Professor, School of Medicine, St. Vincent's University Hospital, University College Dublin, Dublin, Ireland.

REFERENCES

1. Orbai AM, de Wit M, Mease P, Shea JA, Gossec L, Leung YY, et al. International patient and physician consensus on a psoriatic arthritis core outcome set for clinical trials. *Ann Rheum Dis* 2017;76:673-80.
2. Orbai AM, de Wit M, Mease PJ, Callis Duffin K, Elmamoun M, Tillett W, et al. Updating the Psoriatic Arthritis (PsA) Core Domain Set: a report from the PsA workshop at OMERACT 2016. *J Rheumatol* 2017;44:1522-8.
3. Boers M, Kirwan JR, Tugwell P, Beaton D, Bingham CO III, Conaghan PG, et al. The OMERACT handbook. [Internet. Accessed November 6, 2018.] Available from: <https://omeract.org/resources>
4. Boers M, Kirwan JR, Wells G, Beaton D, Gossec L, d'Agostino MA, et al. Developing core outcome measurement sets for clinical trials: OMERACT filter 2.0. *J Clin Epidemiol* 2014;67:745-53.
5. Højgaard P, Klokke L, Orbai AM, Holmsted K, Bartels EM, Leung YY, et al. A systematic review of measurement properties of patient reported outcome measures in psoriatic arthritis: a GRAPPA-OMERACT initiative. *Semin Arthritis Rheum* 2018;47:654-5.
6. Gossec L, de Wit M, Kiltz U, Braun J, Kalyoncu U, Scivo R, et al; EULAR PsAID Taskforce. A patient-derived and patient-reported outcome measure for assessing psoriatic arthritis: elaboration and preliminary validation of the Psoriatic Arthritis Impact of Disease (PsAID) questionnaire, a 13-country EULAR initiative. *Ann Rheum Dis* 2014;73:1012-9.
7. EULAR RAID and PsAID questionnaires. [Internet. Accessed November 6, 2018] Available from: http://pitie-salpetriere.aphp.fr/psaid/raid_psaid_quest_home.php
8. Tillett W, Orbai AM, Ogdie A, Leung YY, Strand V, Gladman DD, et al; GRAPPA OMERACT Psoriatic Arthritis working group. GRAPPA-OMERACT initiative to standardise outcomes in psoriatic arthritis clinical trials and longitudinal observational studies. *Ann Rheum Dis* 2018;77:e23.
9. Holland R, Højgaard P, Shea B, Beaton D, Tugwell P, de Wit M, et al. FRI0674 applicability of the PSAID12 questionnaire as a core

- outcome measure in PsA clinical trials: an evaluation using OMERACT Filter 2.1 instrument selection criteria. *Ann Rheum Dis* 2018;77:857.
10. Holland R, Tillett W, Korendowycz E, Cavill C, Waldron N, Brooke M, et al. Validation of the Psoriatic Arthritis Impact of Disease (PsAID) questionnaire and its potential as a single-item outcome measure in clinical practice. *Ann Rheum Dis* 2018;77:343-7.
 11. Holland R, Tillett W, Ogdie A, Leung YY, Gladman DD, Callis Duffin K, et al. Content and face validity and feasibility of 5 candidate instruments for psoriatic arthritis randomized controlled trials: the PsA OMERACT core set workshop at the GRAPPA 2017 Annual Meeting. *J Rheumatol* 2018;94:17-25.
 12. de Wit M, Kvien TK, Gossec L. Patient participation as an integral part of patient-reported outcomes development ensures the representation of the patient voice: a case study from the field of rheumatology. *RMD Open* 2015;1:e000129.
 13. Salaffi F, Di Carlo M, Carotti M, Farah S, Gutierrez M. The Psoriatic Arthritis Impact of Disease 12-item questionnaire: equivalence, reliability, validity, and feasibility of the touch-screen administration versus the paper-and-pencil version. *Ther Clin Risk Manag* 2016;12:631-42.
 14. Di Carlo M, Becciolini A, Lato V, Crotti C, Favalli EG, Salaffi F. The 12-item Psoriatic Arthritis Impact of Disease Questionnaire: construct validity, reliability, and interpretability in a clinical setting. *J Rheumatol* 2017;44:279-85.
 15. Queiro R, Cañete JD, Montilla C, Abad M, Montoro M, Gómez S, et al. Minimal disease activity and impact of disease in psoriatic arthritis: a Spanish cross-sectional multicenter study. *Arthritis Res Ther* 2017;19:72.
 16. Gorlier C, Orbai A, Puyraimond-Zemmour D, Coates LC, Kiltz U, Leung YY, et al. Comparing patient-perceived and physician-perceived remission and low disease activity in psoriatic arthritis: an analysis of 410 patients from 14 countries. *Ann Rheum Dis* 2018 Nov 15 (E-pub ahead of print).
 17. Gorlier C, Puyraimond-Zemmour D, Orbai AM, Coates LC, Kiltz U, Leung YY, et al. Defining cutoffs corresponding to low levels of disease activity in psoriatic arthritis, using the patient-reported psoriatic arthritis impact of disease questionnaire (PsAID12): an analysis of 436 patients [abstract]. *Arthritis Rheumatol* 2018;70 Suppl 10:965.
 18. Orbai AM, Ogdie A. Patient-reported outcomes in psoriatic arthritis. *Rheum Dis Clin North Am* 2016;42:265-83.

APPENDIX 1. Feedback from OMERACT participants on the PsAID12.

Discussion Points by Topic

Overall Process and Evidence

- It was noted that a significant amount of work had gone into appraising the instruments, and that both were backed by a substantial body of evidence.
- A number of participants felt that the instrument could achieve an overall green rating given the body of evidence supporting Domain Match, Feasibility, and Construct validity, whereas other participants felt that discrimination was a critical aspect of an instrument and that an “Amber” rating in any of the discrimination subcategories should result in an overall amber rating.

Content Validity

- It was noted that the PsAID questionnaire identifies items that may not be relevant to all patients, and concerns around how this might affect the overall score. There were also some concerns regarding the anchors used.
- Whether patients could conceptualize “due to PsA” is referring to their condition if they do not have arthritis manifestations. Probably not a major concern, because patients voted positively for domain match. Whether patients’ ratings for items like embarrassment/fatigue/others can really differentiate that it is effect of PsA rather than other comorbidities (disease attribution).

Feasibility

- Weighted scores affect feasibility.

Construct Validity

- Potentially different constructs simultaneously assessed by items work/leisure (#4), anxiety/fear/uncertainty (#9), embarrassment/shame (#10).
- Concern these items may not be as sensitive to change with treatment.

Discrimination

- Some confusion regarding the use of a LOS to assess discrimination, with many people in the breakout group believing that this evidence must come from an RCT. Some participants felt that discrimination in clinical trials was a critical aspect for an instrument, particularly as the objective is to find instruments to be used in RCT, and this was noted to be especially important to Industry. One of 8 breakout groups suggested RCT discrimination should have been white rather than amber (15/17).
- OMERACT TAG has clarified that cohort study longitudinal data can be taken as bronze-level evidence. Since RCT information is missing, can proceed with amber based on LOS and mandatory to address the gaps of knowledge: RCT data. Research agenda: RCT discrimination and thresholds of meaning.

Suggestions

- Skin item (#3): change attribution to psoriasis instead of PsA.
- Inconsistency across anchors for the 12 items when some would prefer consistent anchors.

Other

- Based on PsAID12, we cannot calculate utilities or economic analysis. There may be interpretability of some questions.
- Overlap with other domains such as physical function and fatigue was noted.

Agreement with PsAID12 amber (or better) endorsement as core instrument for PsA RCT and LOS across breakout groups (all considered together): 71/81 (88%).

OMERACT: Outcome Measures in Rheumatology; PsAID: Psoriatic Arthritis Impact of Disease; PsA: psoriatic arthritis; LOS: longitudinal observational study; RCT: randomized controlled trial; TAG: Technical Advisory Group.